



Center for Distributed Learning



ACCESS

UCF



- **Orlando, FL**
- **Metropolitan, suburban university**
- **64,000+ students**
- **One of the largest universities in U.S.**
- **Carnegie classification: RU/VH Research University: Very High Research Activity**
- **216 degree programs across 11 colleges**
- **11 Campuses throughout Central Florida**

Academic Year 2016-2017

- **42.2%** total university SCH online/blended
 - **32.5%** fully online SCH

- **81%** of all students took at least one online/blended course
 - 83.7% of all undergraduates
 - 62.8% of all graduate students
 - **72%** of all students took at least one fully online course
 - 74.9% of all undergraduates
 - 52.6% of all graduate students

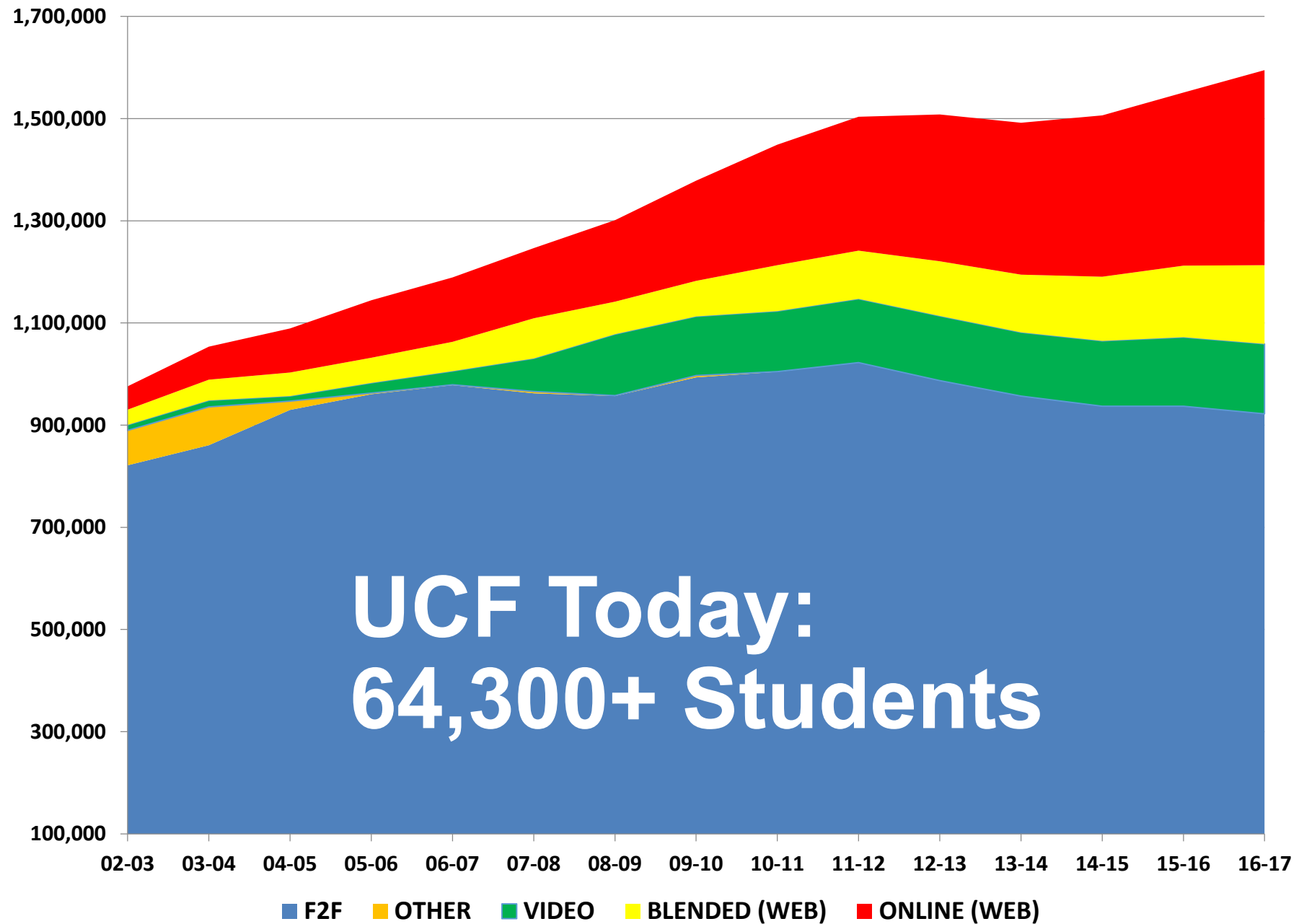
Academic Year 2016-2017

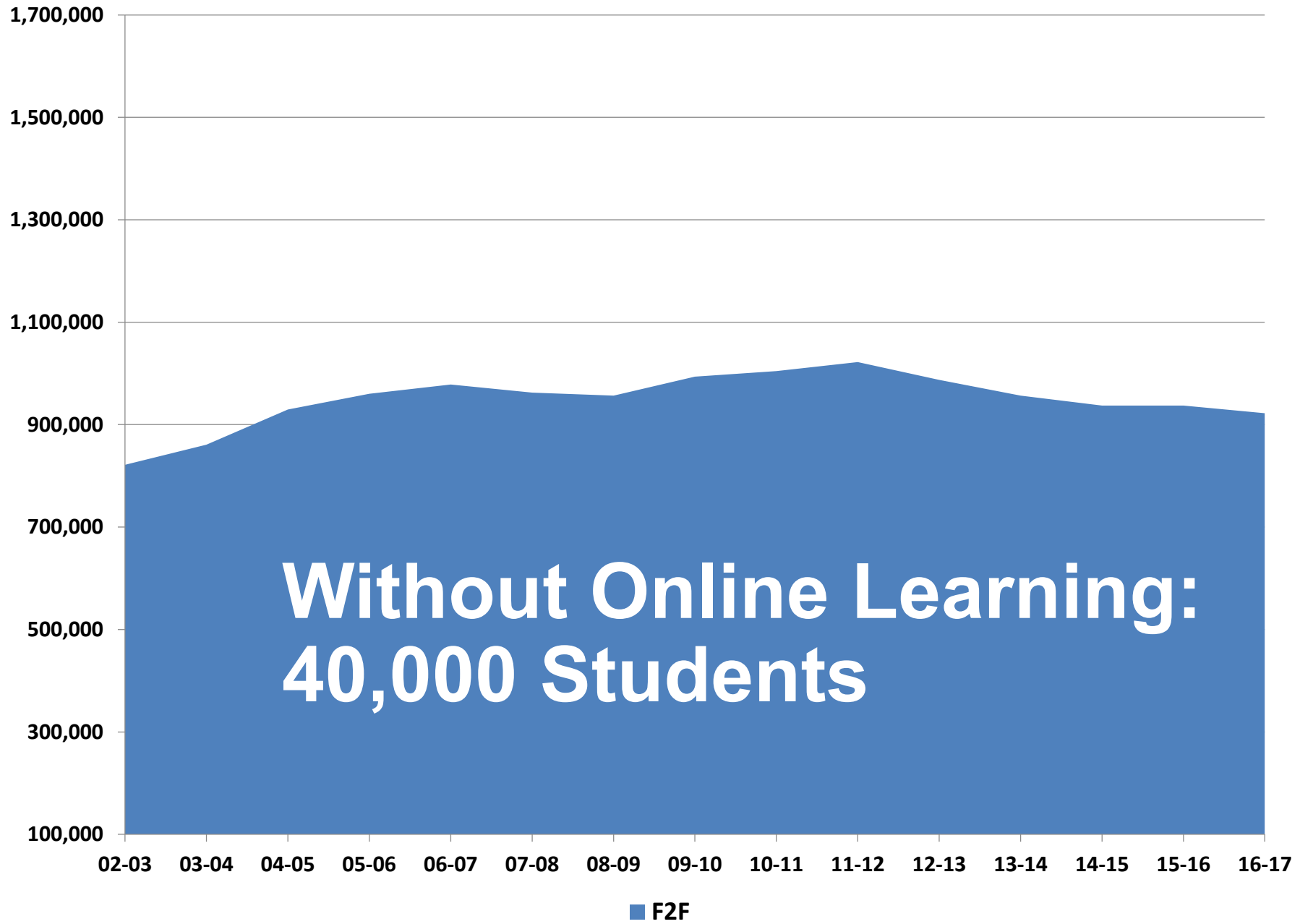
Colleges over 50% online SCH

- Nursing
63.5% | 48% online only
- Health & Public Affairs
62.9% | 53.4% online only
- Hospitality
62% | 18.4% online only
- Business
58.9% | (<.01 blended)

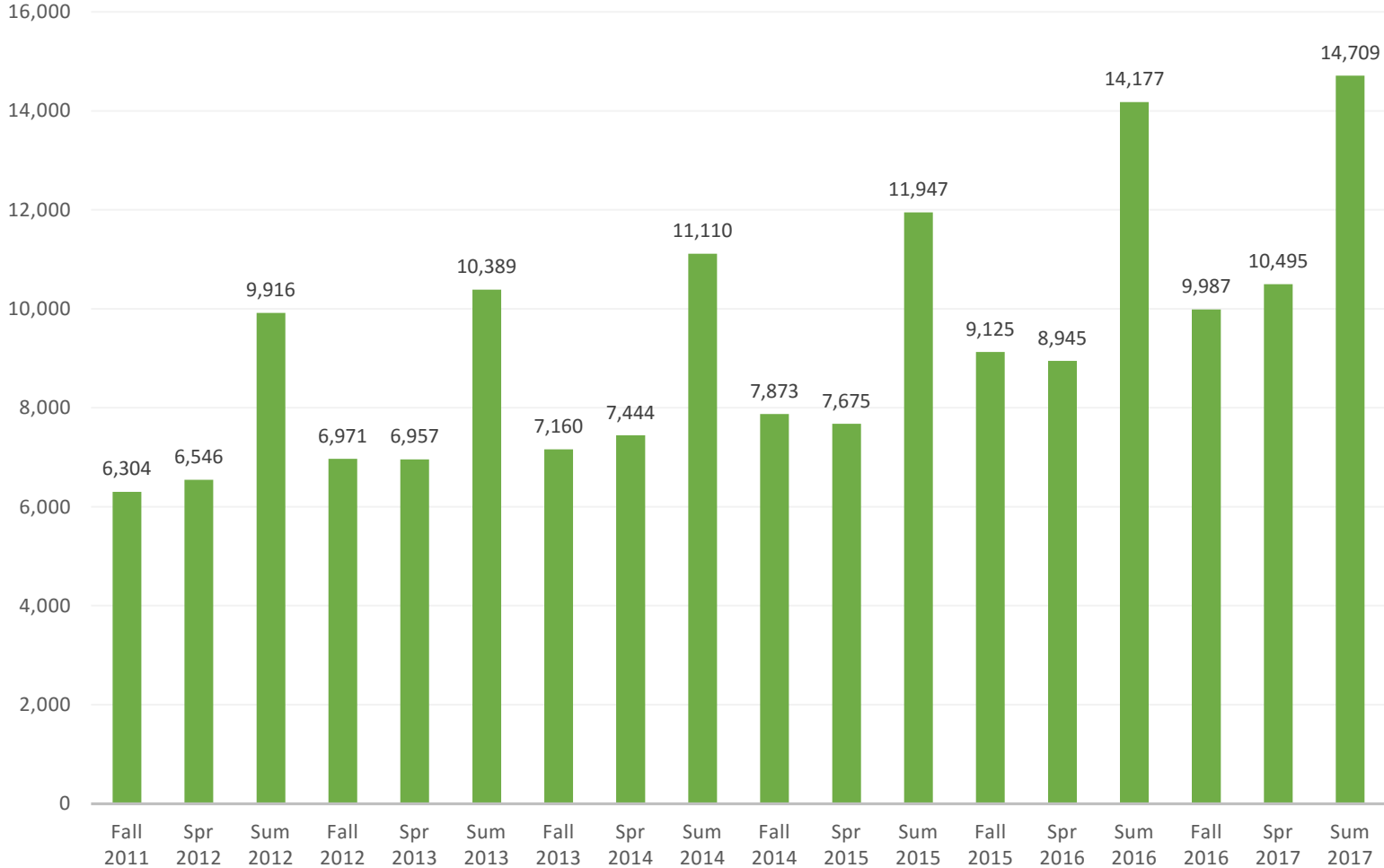
Colleges over 25% online SCH

- Undergrad Studies
47.2% | 33.4% online only
- Arts and Humanities
47.1% | 36.6% online only
- Graduate Studies
42.1% | 16.4% online only
- Sciences
34.5% | 23.9% online only
- Education
31.3% | 18.6% online only





Online Exclusive Headcount by Semester





UCF Online



21 Online Undergraduate Programs
(State colleges and select out-of-state partners)



Non Market-Rate Graduate Degrees and Certificates
(Promote **2+2+2** online pathways)



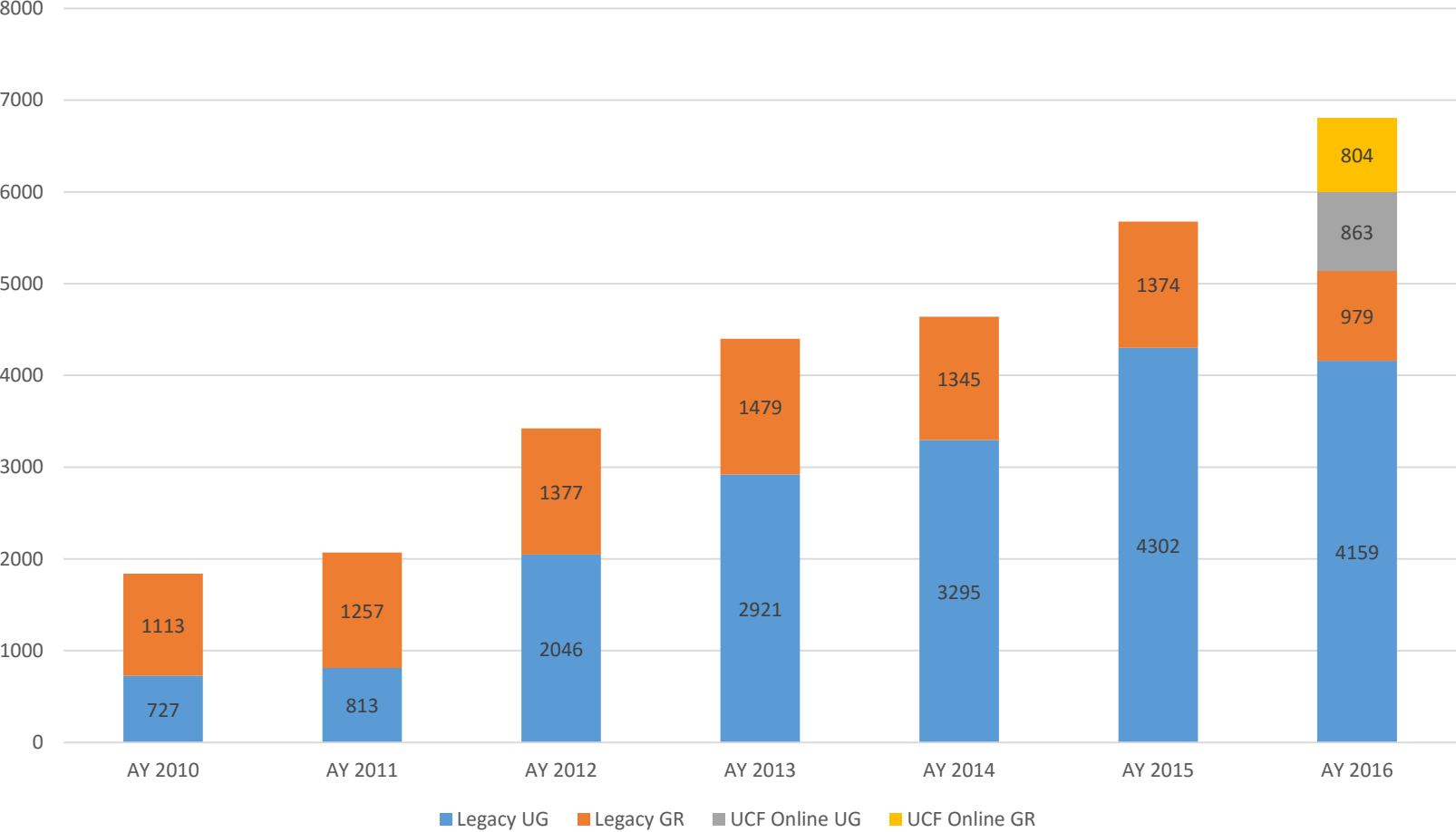
National Market-Rate Graduate Programs
(Example: Master of Social Work)

Reduced Fees for online students

UCF Online TransferConnect State College Partners

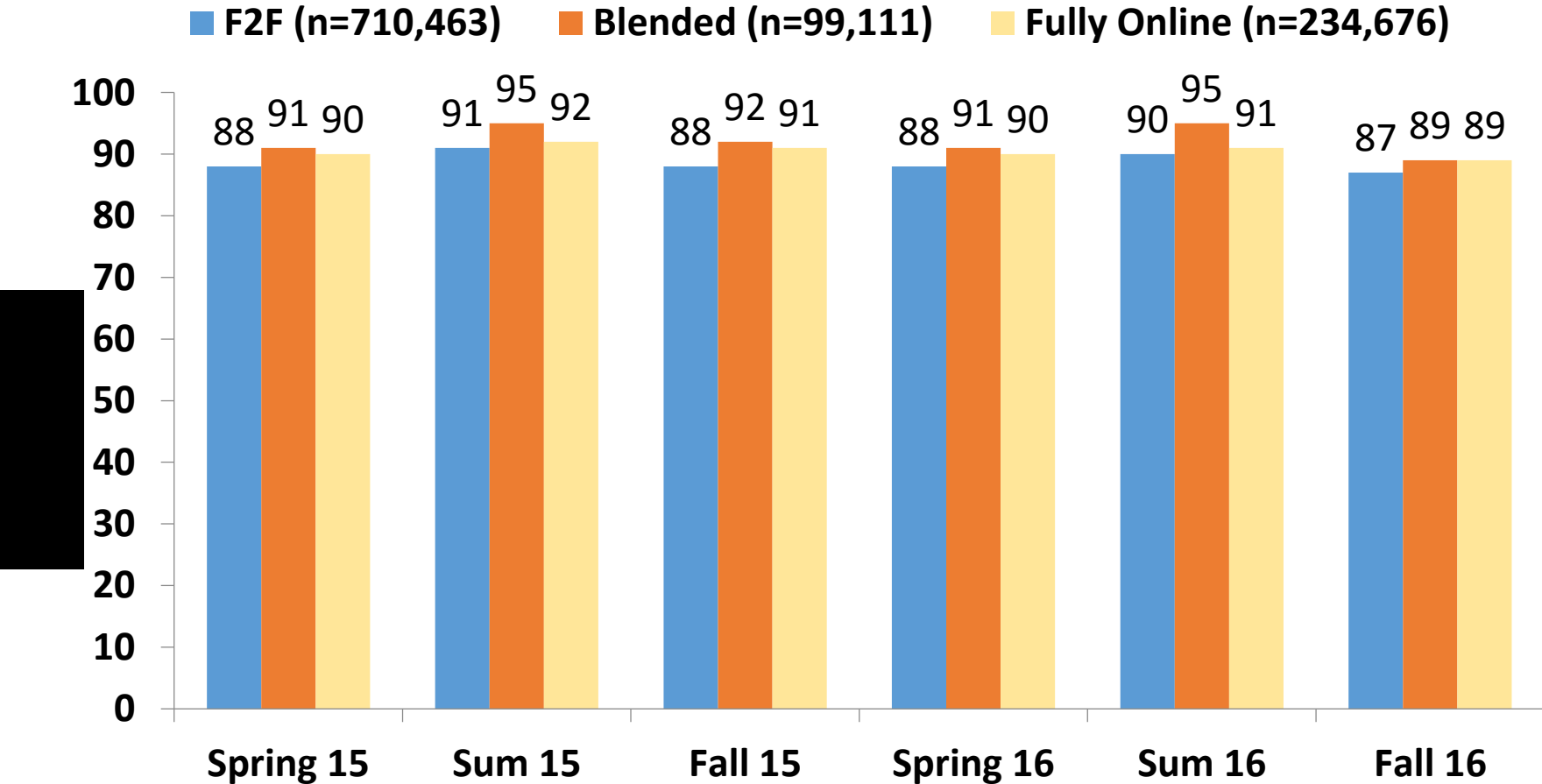
- Miami-Dade College
- Key West Community College
- Polk State College
- Indian River State College
- Pasco-Hernando State College
- Florida Gateway College
- Pending
 - North Florida Community College
 - Northwest Florida State College

Fully Online Students in Online Programs

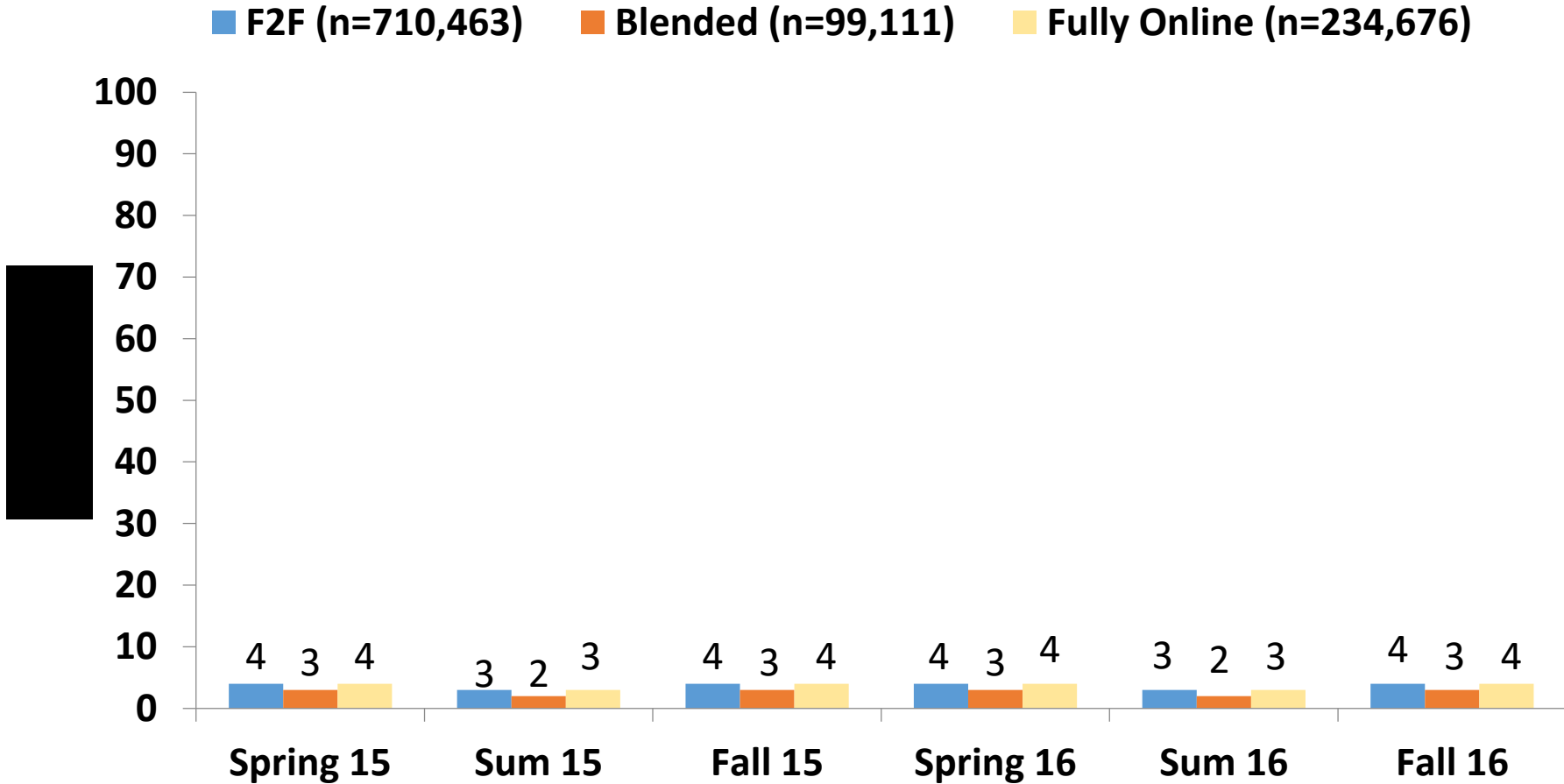


QUALITY

Student Success (A, B, or C grade)



Student Withdrawal



Overall “Excellent” Student Ratings

N = 1,431,907

Blended Learning	57%
Fully Online	55%
Face-to-Face	53%
Video (fully online)	47%
Video (blended)	45%

– Dziuban & Moskal, 2017

A decision rule for the probability of faculty member receiving an overall rating of *Excellent*

If...

	Excellent	Very Good	Good	Fair	Poor
Helping Achieve Course Objectives	<input checked="" type="radio"/>	<input type="radio"/>	<input type="radio"/>	<input type="radio"/>	<input type="radio"/>
Communicating Ideas And/or Information	<input checked="" type="radio"/>	<input type="radio"/>	<input type="radio"/>	<input type="radio"/>	<input type="radio"/>

Then...

The probability of an overall rating of *Excellent* = **.92** &

The probability of an overall rating of *Fair* or *Poor* \approx **.00**

(Rule N=85,157)

(N=1,431,907)

A comparison of excellent ratings by course modality--unadjusted and adjusted for instructors satisfying the Rule

<u>Course Modality</u>	<u>Overall % Excellent</u>	<u>If Rule % Excellent</u>
Blended	57	91
Online	55	93
Face-to-face	53	91
Lecture capture	47	89
Blended LC	45	89

(N=1,431,907)



Faculty Development



IDL6543 Overview



on Online Content

id ID Consultation

f2f Face to Face Meetings

Course Design & Delivery

Dr. Linda Futch
Department Head

Instructional Design
Dr. Baigun Chen, ID Lead
Dr. Aimee deNoyelles, ID Lead
Dr. Denise Twyford, ID Lead

Dr. Tommi Barrett-Greenly, ID
Kathleen Bastedo, ID
Sue Bauer, ID
Dr. Luke Bennett, ID
Tina Calandrino, ID
Dr. Wendy Howard, ID
Dr. Rohan Jowallah, ID
Debbie Kirkley, ID
Dr. Amanda Major, ID
John Raible, ID
Ashley Salter, ID
Ryan Seilhamer, ID
Corrinne Stull, ID
Nancy Swenson, ID
Jessica Tojo, ID
Dr. Shelly Wyatt, ID

LMS Admin
Kerlene King, Lead
Susan Hicks, LMS Admin
Brent Shaw, LMS Admin

Webcourses@UCF Support
Elisabeth Greenwood, Lead
Ginan Acosta, Tech Support Specialist
Raj Singh, Lecture Capture Specialist

Student Tech Support
Sean Castanon
Jared Decosta
Corrine McCreery
Taylor Puentes
Nicole Stahl
Tyler Wallace



Center for Distributed Learning

Dr. Thomas Cavanagh
Associate Vice President

Dr. Kelvin Thompson
Director, Online Design & Dev Strat

Learning Systems & Technology

Dr. Francisca Yonekura
Associate Department Head

Database Analyst/Programmer
Jawahar Madineni

Web Applications & Technology
Ian Turgeon, Lead
Zachary Berry, Senior Developer
Corey Peterson, Developer

Systems Integrations
Shea Silverman, Lead
Elizabeth Williams, Web App Dev Asst
Matthew Emond, Web App Dev Asst

Operations & Reporting Web Apps
Brandon Stull, Developer

Course & Web Development
Jacob Bates, Techranger Lead
Philip Carter, Techranger Lead Developer

Techrangers

Sam Belcastro	Jesse McBride
Daniel Brinkman	Alex Nagel
Alyssa Davis	Sidney Packer
Ryan Eppers	Anthony Rodriguez
William Funk	Emily Sachs
Adrian Goetz	Devin Singh
Shauna Mason	Kylee Woodland

Alli Henderson
Executive Admin Assistant

Courtney Borton
Assoc Dir / Comm & Marketing

Instructional Resources

CDL Graphics
Dr. Beth Nettles, Lead
Joe Fauvel, Web Designer
Marlenys Reid, Web Designer
Betsy Walton, Sr Web Designer
Kyler Wilson, Web Designer

Video@CDL
Aaron Hose, Lead
George Lopez, Sr Brdcst Technologist
Tim Reid, Video Prod Specialist
Christine Kane, Video Prod Specialist

Instructional Development
Dr. Beth Nettles, Lead
Karen Tinsley-Kim, iDev Specialist
Ed Lojko, iDev Specialist
Jon Pizzo, iDev Specialist
Jaclyn Compton, Program Assistant
Bren Bedford, Project Manager Assistant

CDL Operations

Anita Gabbard
Coordinator

Joe Raditch, Coord, Pub & Info Serv
Charlise Winn, Office Assistant, P2
Aida Santana, Office Assistant, LIB

P2 Room Scheduler
Betty Laster, Senior Secretary

Research Initiative for Teaching Effectiveness

- RITE -

Dr. Chuck Dziuban
Director

Dr. Patsy Moskal, Assoc Dir of Research
Duncan Evans
Alexis Fawcett

Strategy, Compliance & Infrastructure

- UCF Online Operations -

Bob Reed
Director, UCF Online Operations

Information Technology - LIB
Thomas Christensen, Interim IT Manager
Michael Brown, Computer Specialist
Alex deCurnou, IT Support, P2
Zachery Pujol, IT Support, LIB

Saada Hachem
Data Warehouse Analyst / IKM

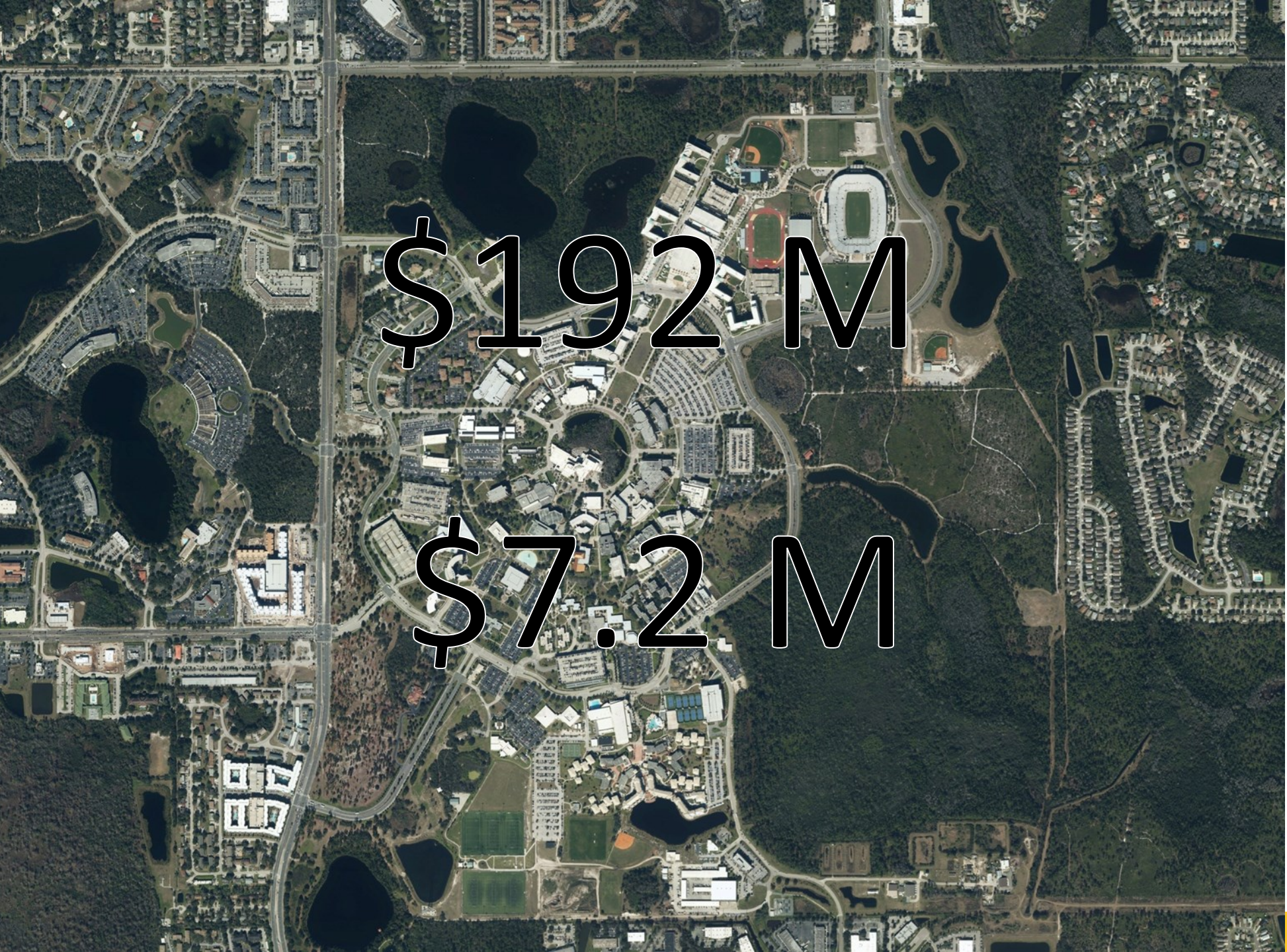
Last Updated: 01-26-16

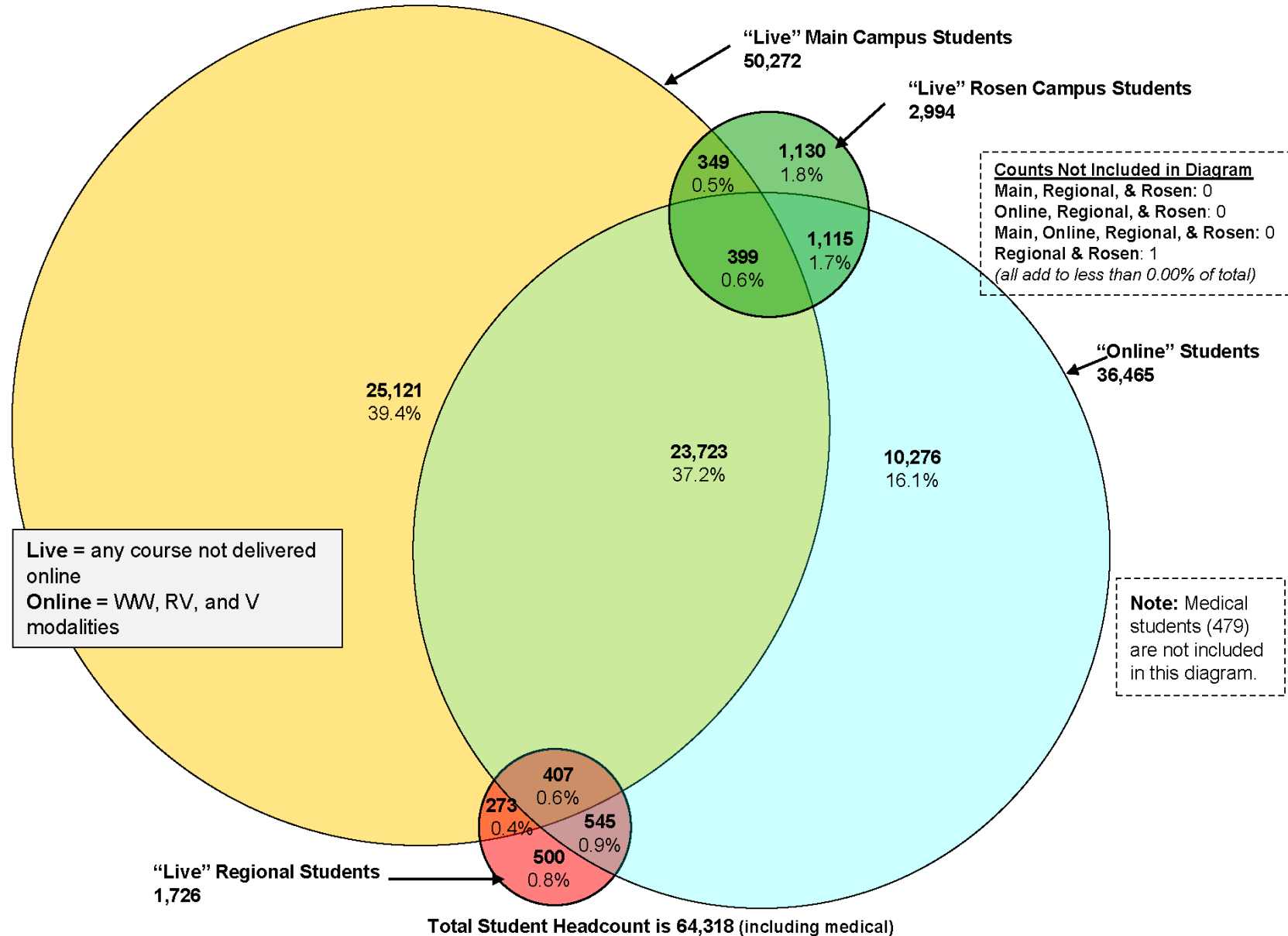


UCF

AFFORDABILITY

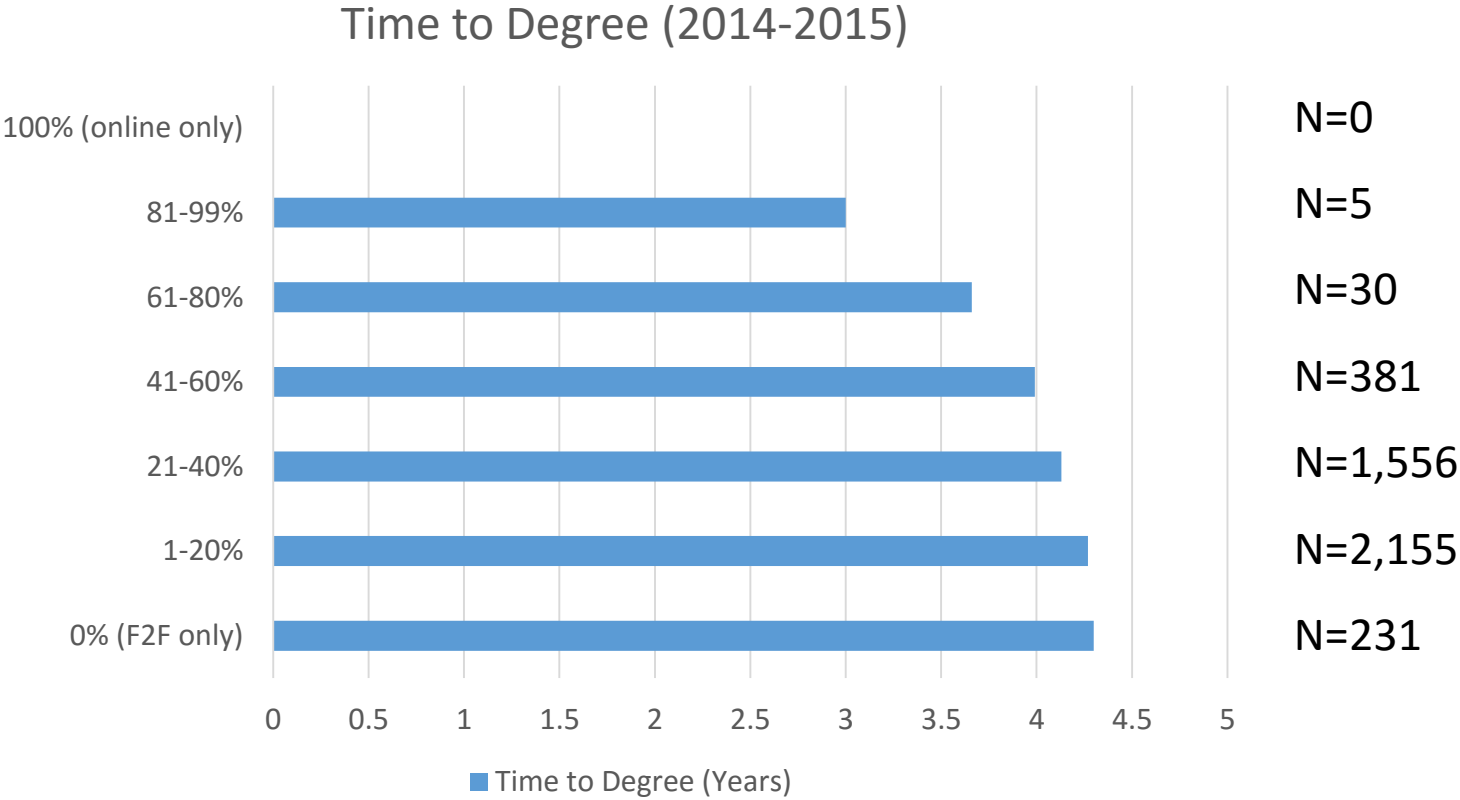






Note: Circle size is proportional but the overlapping regions are not and are for demonstration purposes only. Totals may differ slightly due to rounding.

Online % and Speed to Graduation (FTIC Full-time)

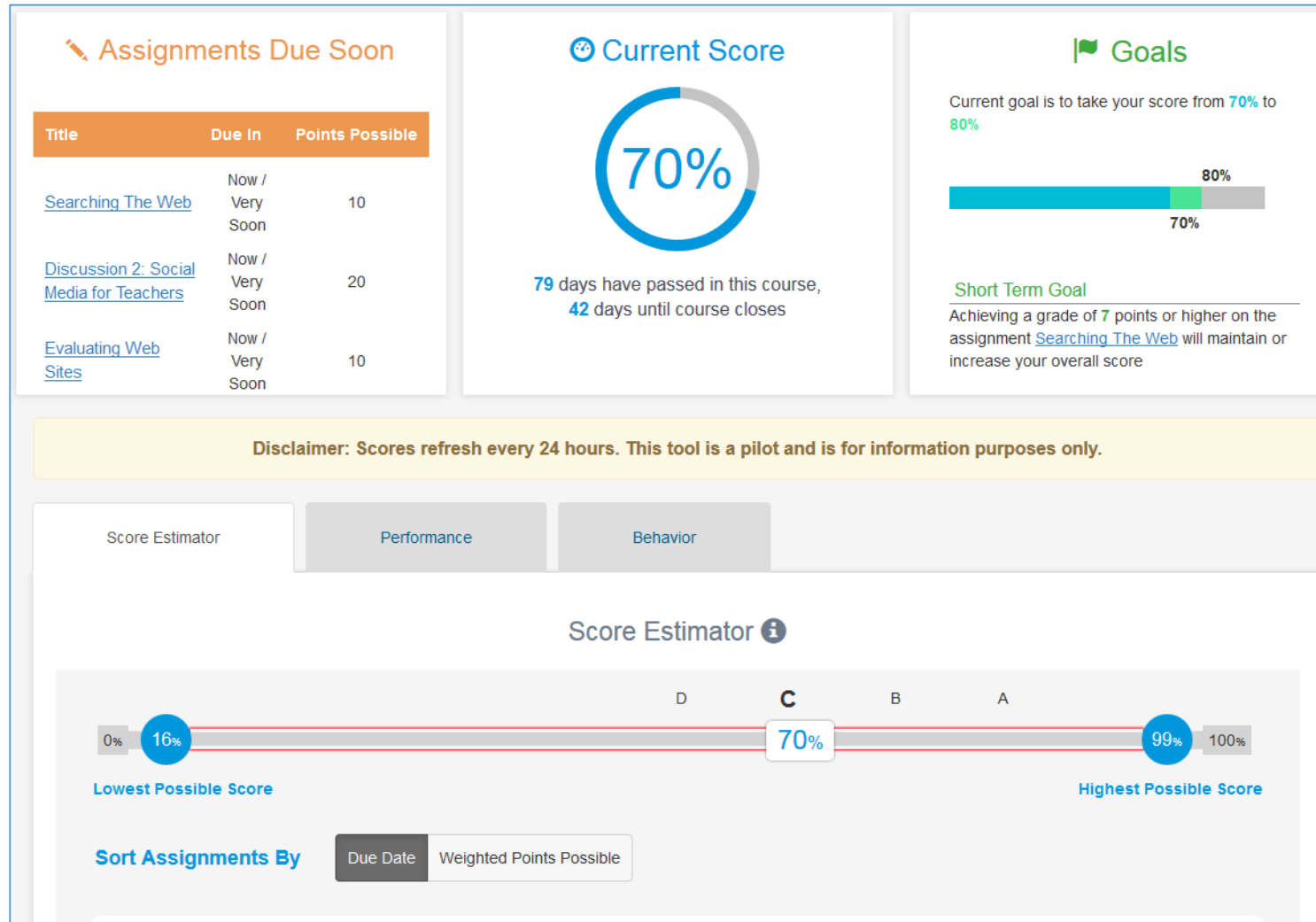


CURRENT & FUTURE INITIATIVES

Technical Integrations

- UDOIT
- Student Performance Dashboard
- Quiz Moderator
- Due Date Changer
- Proctorhub
- Obojobo
- Materia
- Others

Student Performance Dashboard

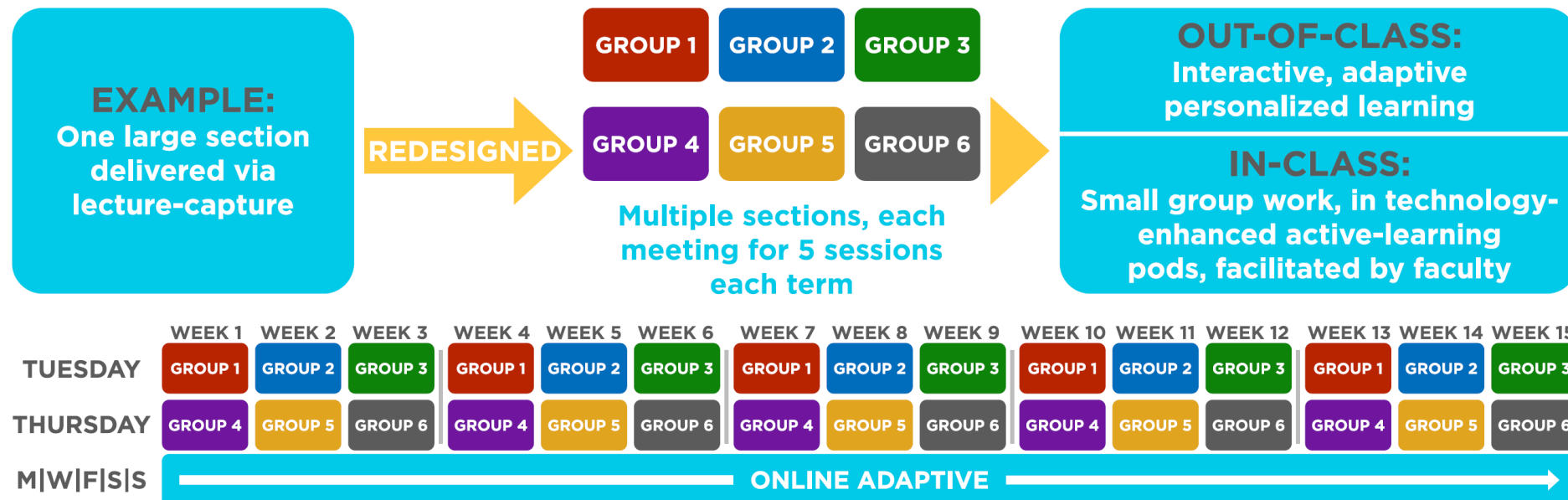


Personalized Adaptive Learning

- Math
 - CWiC evaluation
 - Educational Research
 - Nursing
 - Psychology
 - Others
-
- Moving from pilot to strategy
 - DFW, gateway courses, success marker courses

Reduced Seat Time Adaptive

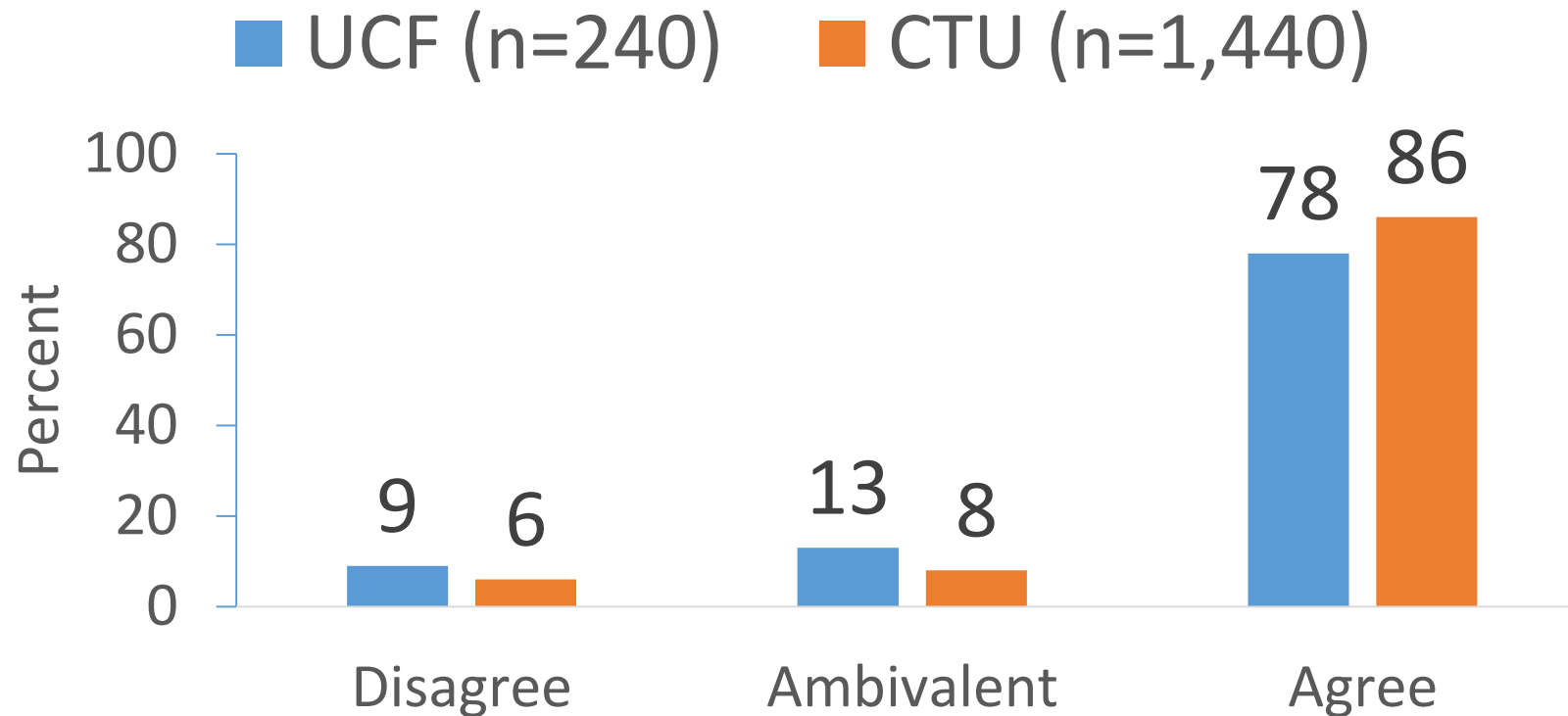
- Planned pilot
- 3 courses in Fall 2017



Adaptive Research

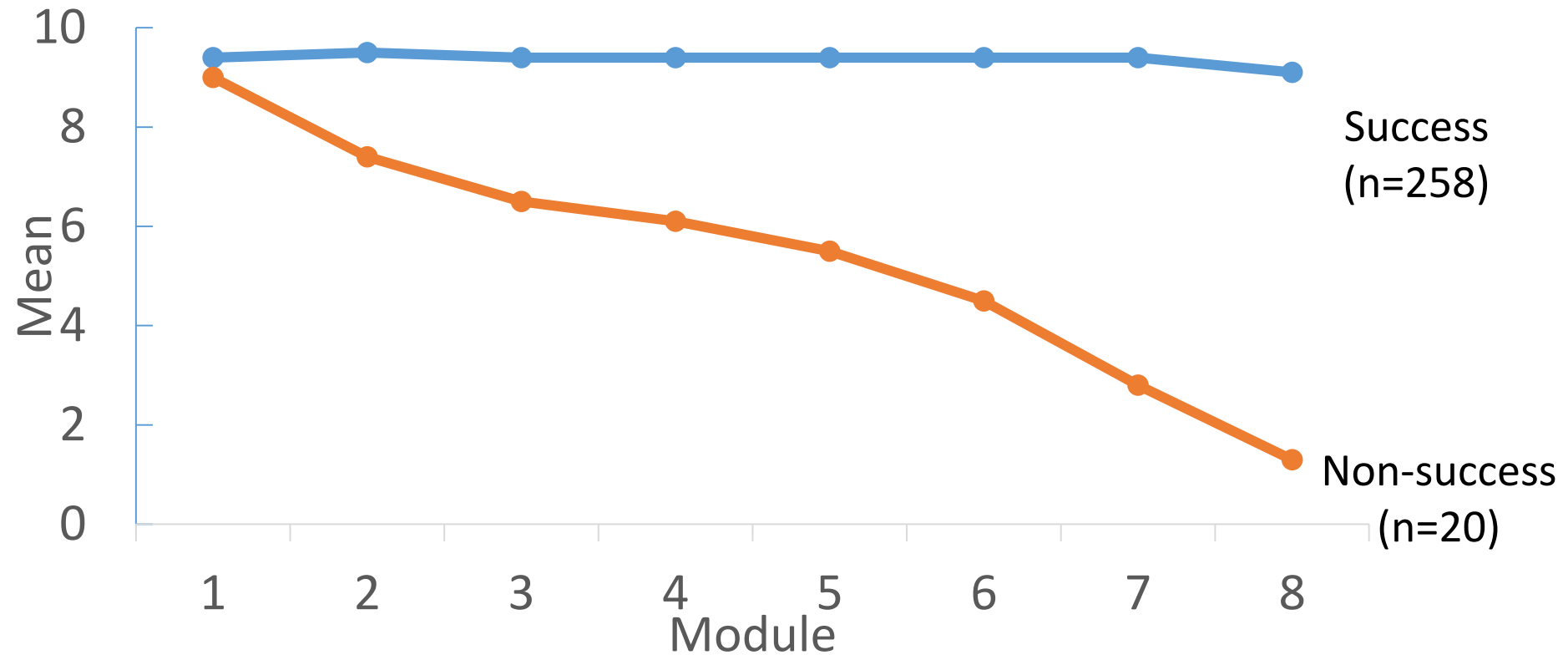
- UCF research
 - Student survey
 - Analytics
 - Student success
- Collaborative research (CTU, Baypath, APUS)
- Results that can be applied to other schools

Student Survey Collaboration (UCF-CTU): Students who would take another adaptive learning course



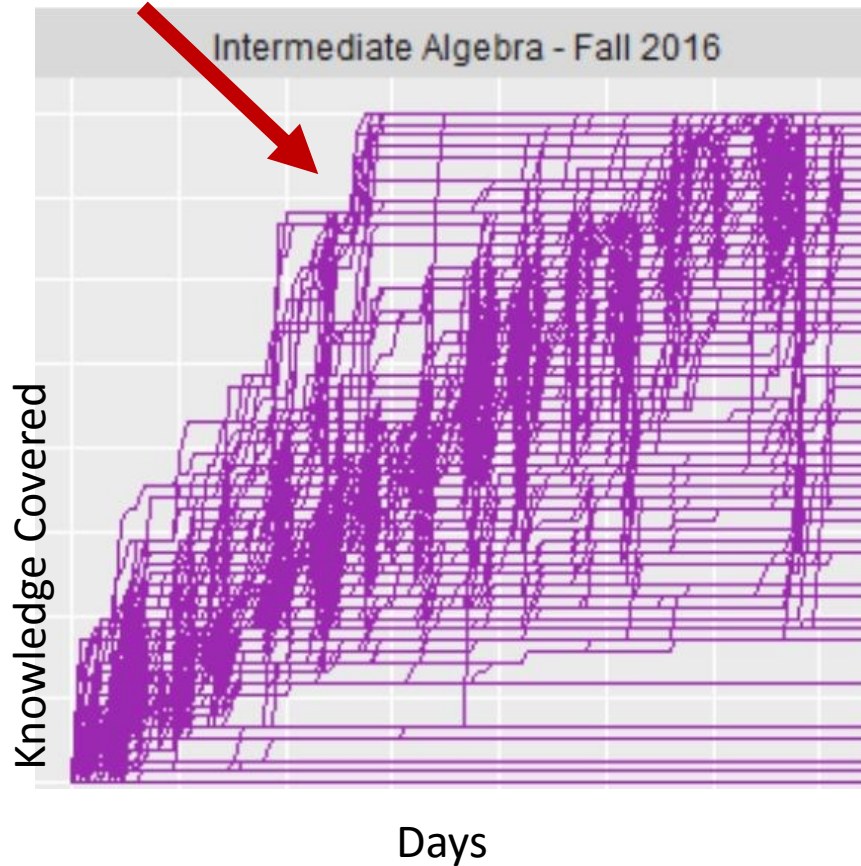
P=.01

Psychology: Mean Module Scores by Course Success

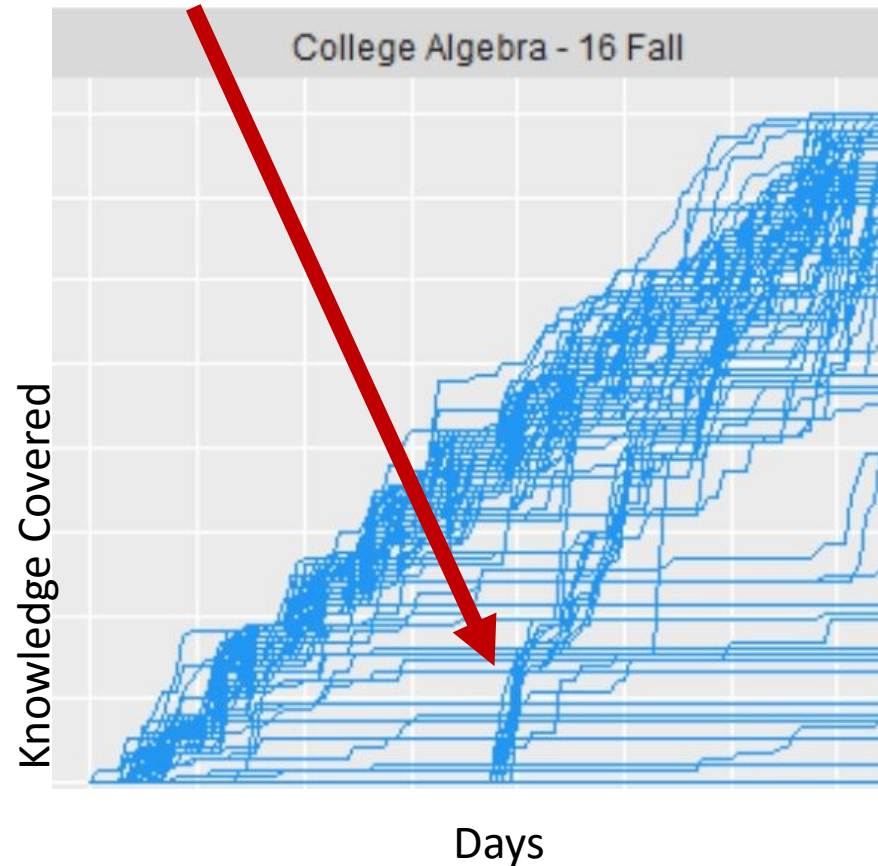


Math Sequence: Adaptive Learning Across Courses

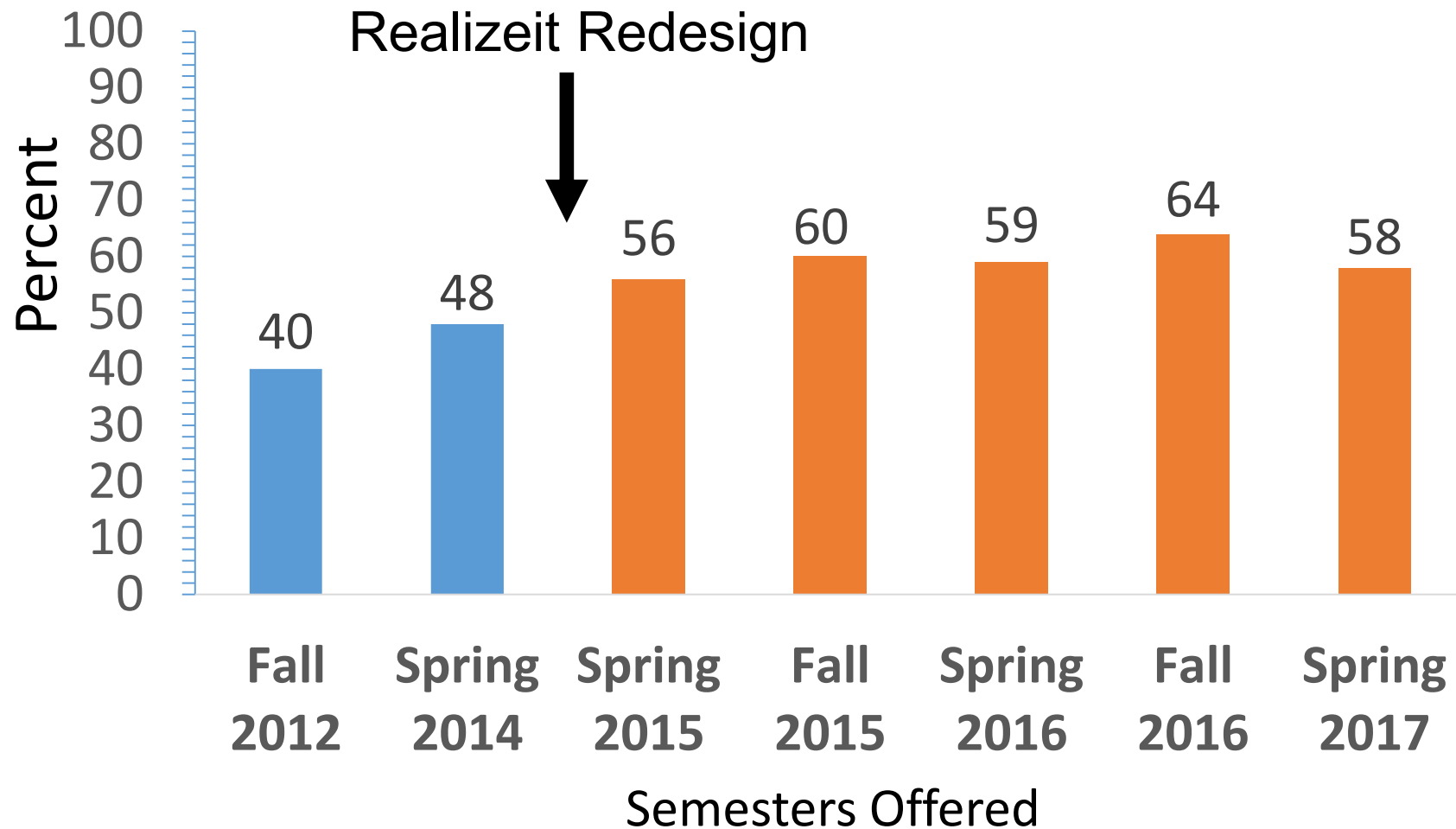
Finished course early **————→**



Started late and finished on time



Online College Algebra: Success Rates by Semester



DISCUSSION



Center for Distributed Learning



Thomas Cavanagh
cavanagh@ucf.edu
@tbcavanagh

cdl.ucf.edu | ucf.edu/online

