


Instructions to Access CHASS Dean Vision Seminar Recordings

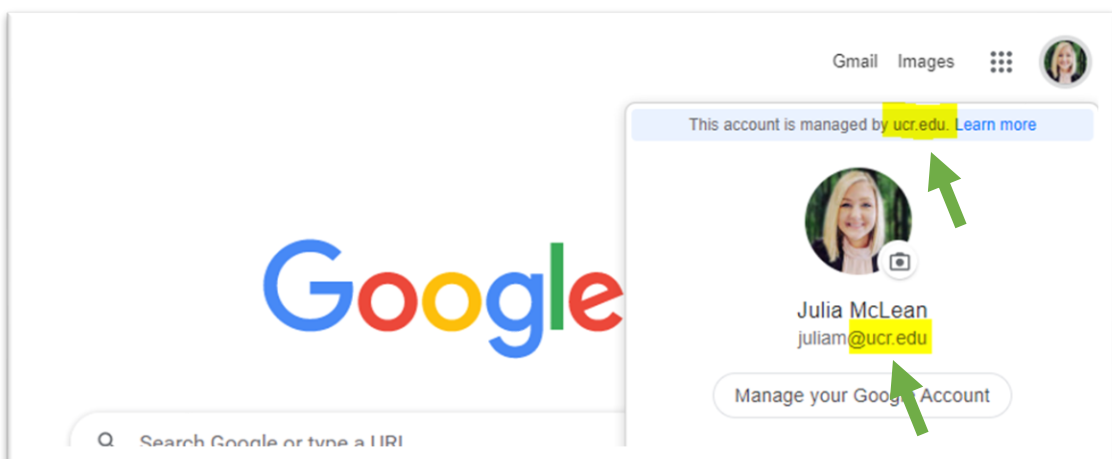
The CHASS Dean Vision Seminars were recorded in a Zoom Webinar and have been uploaded to a google drive accessible only by logging in with your @ucr.edu ID/email address.

To ensure you are logged in properly to access the recording, first check that you are logged into your @ucr.edu google account:

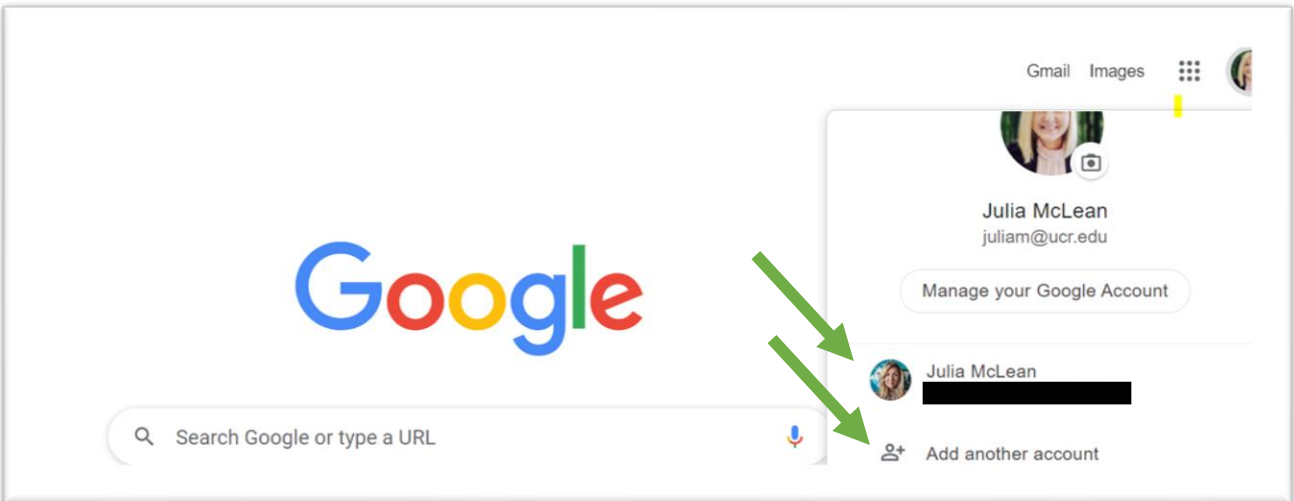
1. Go to your google home screen (google.com) and find your google account profile photo in the upper right corner.



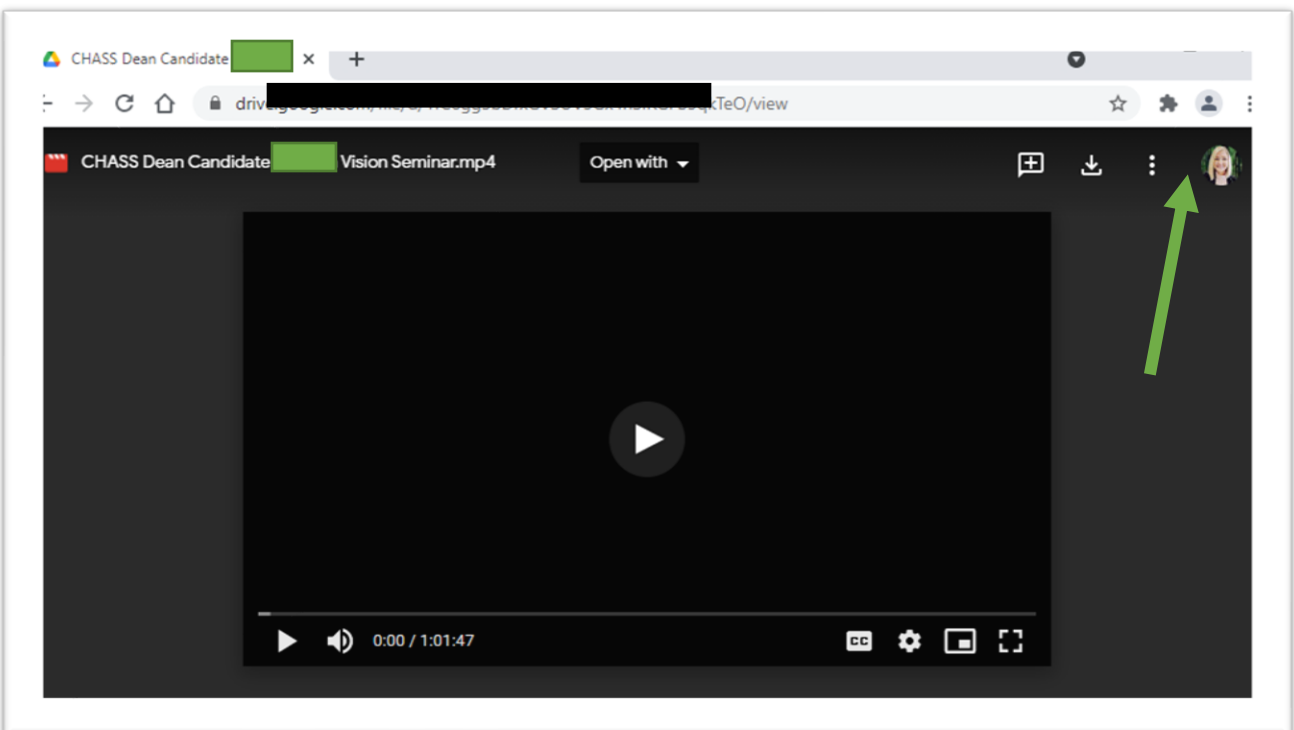
2. Click on the photo to display your account information. Check that the account displayed belongs to the ucr.edu organization (highlighted below).



3. If you are not logged into a ucr.edu account, see if it is listed below. If so, select that account. If not, choose "Add another account".



4. Once you are logged in, navigate back to the CHASS Dean Candidate Page and click on the Vision Seminar Recording link for the candidate seminar you would like to view. Once you click, a window should open displaying the candidate's Vision Seminar video. If you are not able to access, check to make sure that your ucr.edu Google Account Profile is still logged in.



If you still have trouble accessing, please email julia.mclean@ucr.edu for assistance